



NOV. 21




Yesss is in charge of the trend-making website BuzzzTube.





NOV. 21

**Shank is a cool and talented driver
in an online racing game.**





NOV. 21



Vanellope and Ralph explore the internet with help from the Netizens.

THE INTERNET IS AMAZING

Help Ralph and Vanellope make their way through the internet to find a new steering wheel for her game, Sugar Rush..



NOW PLAYING





SPOT THE DIFFERENCES



SEE IF YOU CAN FIND THE NINE DIFFERENCES IN THESE TWO PICTURES



NOV. 21

ANSWERS: (1) FAR LEFT STAR IS NOW BLUE (2) HEART LOLLIPOP IS NOT MISSING A BITE NOW (3) BOTTOM DONUT HAS NO HOLE NOW (4) GUM BALL MACHINE MISSING FACE (5) "YOU'RE MY HERO" NECKLACE STRING NOW RED (6) ICE CREAM BAR IS NOT MISSING A BITE NOW (7) TOP ICE CREAM CONE NOW HAS TWO CHERRIES (8) STRIPED LOLLIPOP NOW ALL YELLOW (9) FAR RIGHT PEPPERMINT NOW HAS ONLY TWO STRIPES

©DISNEY






DESIGN YOUR NET USER

Net Users are avatars that represent people from the real world as they explore the internet. When a person moves their cursor around on a computer screen, they are moving their Net User avatar within the internet. Net Users move around inside the internet to gather information and play online games. What would your Net User look like?

NOV. 21



PG PARENTAL GUIDANCE SUGGESTED
SOME ACTION AND RUDE HUMOR
Some Material May Not Be Suitable for Children

Check out other fun activities and books at: www.shopdisney.com/books

©DISNEY

RALPH & VANELLOPE



FOLD



NOV. 21

RALPH & VANELLOPE



FOLD

RALPH'S MEMORY CARD GAME

NOV. 21



Have an adult cut out the cards from all six pages. Fold each card on the indicated line and glue or tape the inside to make a two-sided card with the logo on one side and the character on the other. Place the cards character-side down on a smooth surface and mix them up. Turn over two cards at a time to see if they match exactly. If they don't, turn them face down again. Take turns turning over cards using your memory to recall where a matching card may be located. The person who matches the most pairs wins!

NOV. 21



VANELLOPE



FOLD



NOV. 21

FOLD

VANELLOPE



RALPH & VANELLOPE



FOLD



NOV. 21

RALPH & VANELLOPE



FOLD

RALPH'S MEMORY CARD GAME

NOV. 21



Have an adult cut out the cards from all six pages. Fold each card on the indicated line and glue or tape the inside to make a two-sided card with the logo on one side and the character on the other. Place the cards character-side down on a smooth surface and mix them up. Turn over two cards at a time to see if they match exactly. If they don't, turn them face down again. Take turns turning over cards using your memory to recall where a matching card may be located. The person who matches the most pairs wins!

NOV. 21



FOLD



SHANK



NOV. 21



SHANK





YESSS

FOLD



NOV. 21

FOLD



YESSS

RALPH'S MEMORY CARD GAME

NOV. 21



Have an adult cut out the cards from all six pages. Fold each card on the indicated line and glue or tape the inside to make a two-sided card with the logo on one side and the character on the other. Place the cards character-side down on a smooth surface and mix them up. Turn over two cards at a time to see if they match exactly. If they don't, turn them face down again. Take turns turning over cards using your memory to recall where a matching card may be located. The person who matches the most pairs wins!

NOV. 21



FOLD

KNOWSMORE




FOLD



NOV. 21

KNOWSMORE





**SHANK
&
VANELLOPE**

FOLD



NOV. 21

FOLD



**SHANK
&
VANELLOPE**

RALPH'S MEMORY CARD GAME

NOV. 21



Have an adult cut out the cards from all six pages. Fold each card on the indicated line and glue or tape the inside to make a two-sided card with the logo on one side and the character on the other. Place the cards character-side down on a smooth surface and mix them up. Turn over two cards at a time to see if they match exactly. If they don't, turn them face down again. Take turns turning over cards using your memory to recall where a matching card may be located. The person who matches the most pairs wins!

NOV. 21



FOLD



YESSS

FOLD



NOV. 21



YESSS





VANELLOPE

FOLD



NOV. 21

FOLD



VANELLOPE

RALPH'S MEMORY CARD GAME

NOV. 21



Have an adult cut out the cards from all six pages. Fold each card on the indicated line and glue or tape the inside to make a two-sided card with the logo on one side and the character on the other. Place the cards character-side down on a smooth surface and mix them up. Turn over two cards at a time to see if they match exactly. If they don't, turn them face down again. Take turns turning over cards using your memory to recall where a matching card may be located. The person who matches the most pairs wins!

NOV. 21



FOLD



**RALPH &
VANELLOPE**

FOLD



NOV. 21



**RALPH &
VANELLOPE**



RALPH



FOLD



NOV. 21

RALPH



FOLD

RALPH'S MEMORY CARD GAME

NOV. 21



Have an adult cut out the cards from all six pages. Fold each card on the indicated line and glue or tape the inside to make a two-sided card with the logo on one side and the character on the other. Place the cards character-side down on a smooth surface and mix them up. Turn over two cards at a time to see if they match exactly. If they don't, turn them face down again. Take turns turning over cards using your memory to recall where a matching card may be located. The person who matches the most pairs wins!

NOV. 21



FOLD

VANELLOPE



FOLD



NOV. 21

VANELLOPE

